



 **mitsubishi
ELECTRIC**
SPLIT-TYPE AIR CONDITIONERS

Changes for the Better

 MITSUBISHI ELECTRIC



KIRIGAMINE ZEN OPERATION

 for a greener tomorrow


KIRIGAMINE ZEN

Superior Exterior and Operating Design Concept

The indoor unit of the Kirigamine ZEN keeps its amazingly thin form even during operation. The only physical change notable is the movement of the variable vent. As a result, a slim attractive look is maintained.



Convenient Built-in Weekly Timer

All ZEN indoor units are equipped with a Weekly Timer and come with a remote controller as standard equipment. (Weekly Timer settings are input via the remote controller.) *

Example Operation Pattern (summer cooling mode)

	Mon.	Tues.	Wed.	Thurs.	Fri.	Sat.	Sun.
6:00	ON 26°C	ON 26°C	ON 26°C	ON 26°C	ON 26°C		
7:00							
8:00							
10:00	OFF	OFF	OFF	OFF	OFF	ON 26°C	ON 26°C
12:00	Automatically turned off during set work hours						
14:00							
16:00						OFF	OFF
18:00						Automatically turns off during set period	
20:00	ON 26°C	ON 26°C	ON 26°C	ON 26°C	ON 26°C	ON 26°C	ON 26°C
22:00	Automatically turns on, synchronized with set arrival time at home						
22:00~ during sleeping hours	ON 28°C	ON 28°C	ON 28°C	ON 28°C	ON 28°C	ON 28°C	ON 28°C
	Automatically raises temperature at set time for energy-saving operation at night						